

Kindergarten Students 2024-2025

We are very excited to get to know you in kindergarten! You have worked hard and done some wonderful things to get ready for a new year with us in kindergarten!

Over the summer we would like you to practice the following things with your child.

- Practice printing your name using upper and lowercase letters.
- Practice letter sounds. See the attached paperwork on our Lively Letter Program.
- Recognize the numbers 1-10 and practice writing them.
- Practice zipping and buttoning independently.
- Practice opening snacks and lunch independently.
- Practice putting on and taking off coats and sweatshirts.

We have attached papers to help you practice over the summer.

Have a wonderful summer making precious memories with your family!

The Kindergarten Team

KINDERGARTEN SUPPLY LIST
2024-2025

1. One picture of your child, (alone), that we can keep for the year.
2. One picture of your family that we can keep for the year.
3. One box of sharpened #2 pencils
4. Two boxes of 24 crayons
5. One box of colored pencils
6. One box of washable fine line markers (pack of 10 or 12)
7. One box of washable broad tip markers (pack of 10 or 12)
8. Glue sticks (12 pack or more)
9. One pair of children's round tipped scissors
10. One pair of headphones that will be kept at school for the year. (They will be used by your child alone. Please label.)
11. One sturdy folder with pockets on the bottom (Please put your child's name on the front. No binders will be allowed in class.)
12. Pencil Case (please see picture for reference- these boxes are about 8x5 inches)
12. Lunch box and freezer pack to keep things cold.
13. Refillable Water Bottle
14. Backpack large enough for a lunch box and folder.
15. Oversized shirt to be used over uniform when painting
16. Please label all sweatshirts, sweaters, school supplies, etc.
17. A happy smile!



Please also consider these items:

Change of clothes

Baby Wipes

Tissues

Clorox Wipes

Paper towels


Sandwich size and Gallon size Zip-Lock bags. (Zipper top please. It makes it easier for the children to open and close by themselves.)

We look forward to having an exciting year with our new Kindergarteners.

Peace,

The Kindergarten Team

Saint Michael School
80 Maple Avenue
North Andover, MA 01845



Phone (978) 686-1862
Fax (978) 688-5144
st-michael@comcast.net
www.saintmichael.com

UNIFORM POLICY 2024-2025

Students are to be dressed in uniform from the time they enter the school property until they leave it.

- Skirt hemlines must reach the knee.
- Walking shorts must be at or just above the knee to be deemed appropriate.
- Students will remove hats before entering the school.

APPROVED UNIFORM VENDORS

LandsEnd and Donnelly Uniforms are the approved uniform vendors for Saint Michael School. All logo uniform items must be purchased from one of these two vendors. Uniform bottoms, belts, socks and tights may be purchased from the approved vendors, or any other retailer of choice. Please keep in mind that depending on grade, uniform bottoms will need to be navy or khaki in color. While light or dark Khaki is acceptable, they should not be green. The optional jumper with blue blouse and tie are only available through Donnelly Uniforms.

NURSERY AND PRE-K UNIFORM

Students entering Nursery and Pre-K are not required to wear the official Saint Michael School uniform. It is of vital importance that the 3- and 4-year-olds wear clothing that is comfortable and easy to remove for trips to the restroom (elastic waistband). These items can be found at local stores such as Walmart, Target and Kohls. Nursery and Pre-K students should wear sneakers only.

GYM UNIFORM

All gym clothes must bear the Saint Michael School logo. Gym uniforms should be purchased from one of our approved vendors. Students must wear neat and clean sneakers.

BOTTOMS - navy sweatpants, navy warm-up pants or navy gym shorts,

TOPS - grey t-shirt (short or long sleeve), navy sweatshirt (crew neck or hoodie) or navy warm-up jacket.

UNIFORM PROVIDERS

Lands End
landsend.com/school | Toll Free: 800-469-2222
School Number: 900189481

Donnelly Uniforms
<https://www.donnellysclothing.com/michanandma>

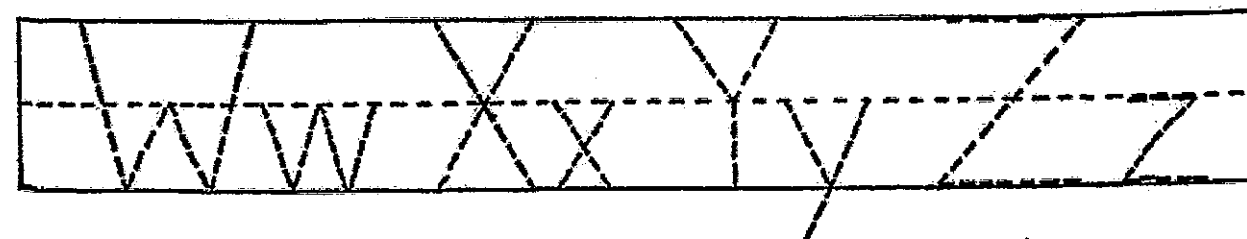

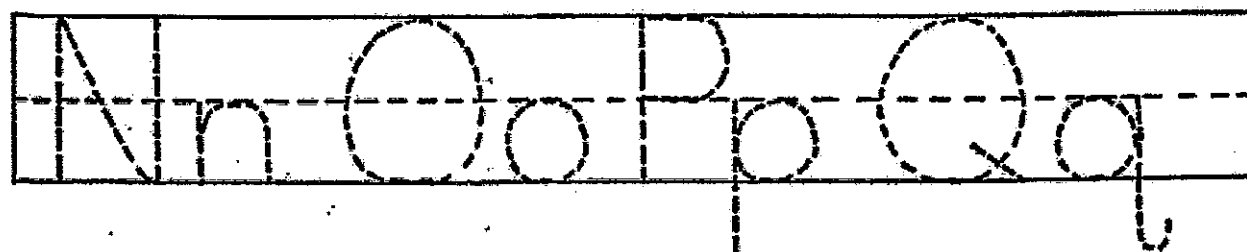
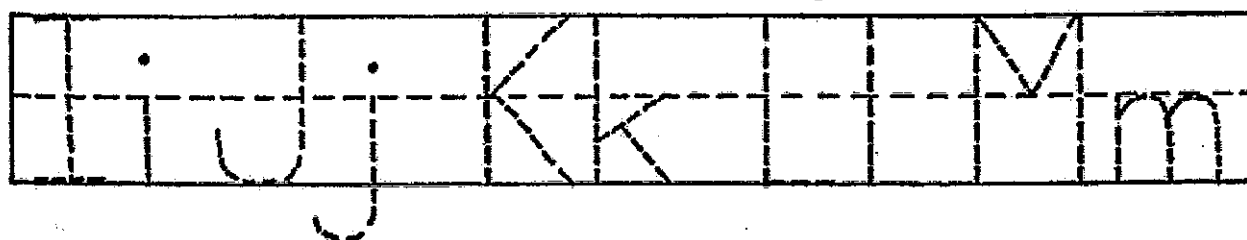
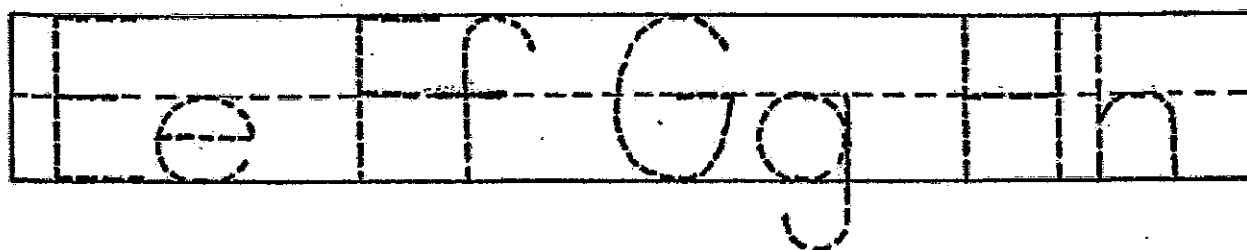
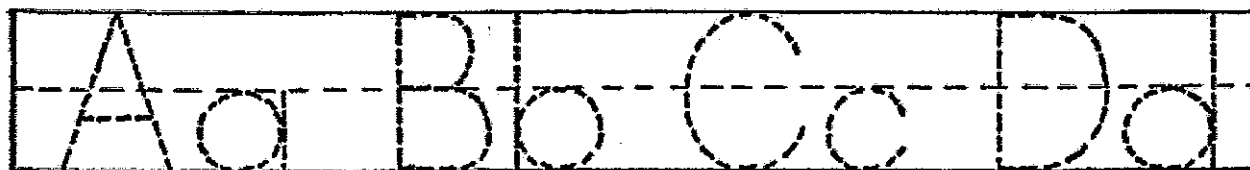
*******DONNELLY UNIFORM IS LOCATED AT 39 CUMMINGS PARK IN WOBURN AND ALLOWS YOU TO SHOP IN PERSON BY APPOINTMENT ONLY!**

GIRLS	
November 1 - March 31	September - October 31 / April 1 - June
<p>Nursery and Pre-K BOTTOM - navy sweatpant with elastic waist TOP - white, grey or navy t-shirt, polo or turtleneck (short or long sleeve) SWEATER - white, grey or navy SWEATSHIRT - white, grey or navy SHOES - sneakers only <i>*Logo uniform items are not required in Nursery or Pre-K. Clothing may be purchased from any retailer.</i></p>	<p>Nursery and Pre-K BOTTOM - navy sweatpant or short with elastic waist TOP - white, grey or navy t-shirt, polo or turtleneck (short or long sleeve) SWEATER - white, grey or navy SWEATSHIRT - white, grey or navy SHOES - sneakers only <i>*Logo uniform items are not required in Nursery or Pre-K. Clothing may be purchased from any retailer.</i></p>
<p>Kindergarten - Grade 4 BOTTOM - navy uniform pant or skort TOP - light blue or white polo (short or long sleeve) with SMS logo OPTIONAL - jumper, blue blouse and navy tie SWEATER – navy cardigan, pullover, v-neck or vest with SMS logo SWEATSHIRT – navy pullover, 1/4 zip or hoodie with SMS logo SHOES - sneakers or dress shoes</p>	<p>Kindergarten - Grade 4 BOTTOM - navy uniform pant, skort or short TOP - light blue or white polo (short or long sleeve) with SMS logo OPTIONAL - jumper, blue blouse and navy tie SWEATER – navy cardigan, pullover, v-neck or vest with SMS logo SWEATSHIRT – navy pullover, 1/4 zip or hoodie with SMS logo SHOES - sneakers or dress shoes</p>
<p>Grades 5-8 BOTTOMS - khaki uniform pant, skirt or skort TOP - navy polo (short or long sleeve) with SMS logo SWEATER - navy cardigan, pullover, v-neck or vest with SMS logo SWEATSHIRT – navy pullover, 1/4 zip or hoodie with SMS logo SHOES - sneakers or dress shoes BELT - required, non-distracting</p>	<p>Grades 5-8 BOTTOMS - khaki uniform pant, skirt, skort or short TOP - navy polo (short or long sleeve) with SMS logo SWEATER - navy cardigan, pullover, v-neck or vest with SMS logo SWEATSHIRT – navy pullover, 1/4 zip or hoodie with SMS logo SHOES - sneakers or dress shoes BELT - required, non-distracting</p>











BOYS	
November 1 - March 31	September - October 31 / April 1 - June
<p>Nursery and Pre-K BOTTOM - navy sweatpant with elastic waist TOP - white, grey or navy t-shirt, polo or turtleneck (short or long sleeve) SWEATER - white, grey or navy SWEATSHIRT - white, grey or navy SHOES - sneakers only <i>*Logo uniform items are not required in Nursery or Pre-K. Clothing may be purchased from any retailer.</i></p>	<p>Nursery and Pre-K BOTTOM - navy sweatpant or short with elastic waist TOP - white, grey or navy t-shirt, polo or turtleneck (short or long sleeve) SWEATER - white, grey or navy SWEATSHIRT - white, grey or navy SHOES - sneakers only <i>*Logo uniform items are not required in Nursery or Pre-K. Clothing may be purchased from any retailer.</i></p>
<p>Kindergarten - Grade 4 BOTTOM - navy uniform pant TOP - light blue or white polo (short or long sleeve) with SMS logo SWEATER – navy cardigan, pullover, v-neck or vest with SMS logo SWEATSHIRT – navy pullover, 1/4 zip or hoodie with SMS logo SHOES - sneakers or dress shoes</p>	<p>Kindergarten - Grade 4 BOTTOM - navy uniform pant or short TOP - light blue or white polo (short or long sleeve) with SMS logo SWEATER – navy cardigan, pullover, v-neck or vest with SMS logo SWEATSHIRT – navy pullover, 1/4 zip or hoodie with SMS logo SHOES - sneakers or dress shoes</p>
<p>Grades 5-8 BOTTOMS - khaki uniform pant TOP - navy polo (short or long sleeve) with SMS logo SWEATER - navy cardigan, pullover, v-neck or vest with SMS logo SWEATSHIRT – navy pullover, 1/4 zip or hoodie with SMS logo SHOES - sneakers or dress shoes BELT - required, non-distracting</p>	<p>Grades 5-8 BOTTOMS - khaki uniform pant TOP - navy polo (short or long sleeve) with SMS logo SWEATER - navy cardigan, pullover, v-neck or vest with SMS logo SWEATSHIRT – navy pullover, 1/4 zip or hoodie with SMS logo SHOES - sneakers or dress shoes BELT - required, non-distracting</p>


ALPHABET PRACTICE CHART

Trace the letters.



Name: _____

	1	1	1	1	1
	2	2	2	2	2
	3	3	3	3	3
	4	4	4	4	4
	5	5	5	5	5
	6	6	6	6	6
	7	7	7	7	7
	8	8	8	8	8
	9	9	9	9	9
	10	10	10	10	10



Lively Letters Mini Letter Cards
 ©Telian-Cas Learning Concepts, Inc. 2001
www.readingwithtlc.com


LIVELY LETTERS LABEL REVIEW CHART: Mouth Cues/Labels and Pronunciation Guide

1. p - Quiet Lip Puffing Sound, as in "pot"
2. b - Noisy Lip Puffing Sound, as in "ball"
3. t - Quiet Tongue Dancing Sound, as in "ten"
4. d - Noisy Tongue Dancing Sound, as in "dog"
5. f - Quiet Lip Biting Sound, as in "fan"
6. v - Noisy Lip Biting Sound, as in "van"
7. k - Quiet Choking Sound, as in "kite"
8. g - Noisy Choking Sound, as in "girl"
9. qu - Quacking Sound, as in "queen"
10. th - quiet Tongue Biting Sound, as in "think"
11. th - Noisy Tongue Biting Sound, as in "this"
12. a - Apple, as in "apple"
13. o - Baby, as in "octopus"
14. m - Nose Sound - Lips Closed, as in "mop"
15. n - Nose Sound - Lips Open, as in "nut"
16. ng - Nose-Choking Sound, as at end of the word "sing"
17. l - Tongue Up in Front Sound, as in "log"
18. r - Tongue Up in Back Sound, as in "rat"
19. u - Toddler, as in "up"
20. s - Quiet Small Air Sound, as in "sun"
21. z - Noisy Small Air Sound, as in "zoo"
22. sh - Quiet Big Air Sound, as in "ship"
23. zh - Noisy Big Air Sound, as in middle of the words, "measure," "usual" (not spelled with 'zh')
24. ch - Quiet Fast Air Sound, as in "church"
25. j - Noisy Fast Air Sound, as in "jet"
26. w - Whooshing Air Sound, as in "web"
27. h - Tired Air Sound, as in "hat"
28. wh - Whooshing Air Sound, as in "what"
29. i - Basketball Player, as in "in"
30. x - Crashing Sound, as at end of the word, "fox"
31. y - Skier, as in "yes"
32. e - Ed, as in "end"
33. Final e - King Ed, as in "make," "Pete," "bike," "rope," and "cute" (makes vowel say its name)
34. oo - Scary Ghost, as in "middle of the word, "boot"
35. oo - Ghost Looking at a Book, as in middle of the word "book"
36. ou - Baby with Toddler, as in middle of the word, "loud"
37. ow - Baby with Wheelchair, as in middle of the word, "clown"
38. au - Apple with Toddler, as in beginning of the word "autumn"
39. aw - Apple with Wheelchair, as in middle of the word, "lawn"
40. oi - Baby with Basketball Player, as in middle of the word, "join"
41. oy - Baby with Skier, as at end of the word, "boy"
42. er - Ed with Growling Dog, as at end of the word, "her"
43. ir - Basketball Player with Growling Dog, as in middle of the word, "shirt"
44. ur - Toddler with Growling Dog, as in middle of the word, "hurt"
45. ar - Apple with Dog, as at end of the word, "star"
46. or - Baby with Dog, as in middle of the word, "corn"
47. c - Car, hard 'c' as in "cat" or soft 'c' as in "cent"

Other sounds that have stories, but do not have cards (soft g as in "gem" also has a story)

MY JUNE BOOKS

Color 1 ice cream for each book you read.



2024 Summer Reading BINGO Grades Nursery, Pre-K and Kindergarten

Being read to by a parent, sibling, grandparent, friend, etc. all count!!!!

Optional Summer Reading Program- We hope you participate but please know there is no stress and no pressure!
Have fun and enjoy summer!

Name _____ Teacher _____ Total Bingo _____

5 in a row- down/across/diagonal = BINGO

How many Bingo games did you win? Circle Please:







1 Bingo = 1 no uniform pass

2 Bingo= 2 no uniform passes

3 Bingo= 3 no uniform passes

4 bingo=4 no uniform passes

5+Bingo= 5 no uniform passes

Read at the beach 	Read a book that rhymes	Read the alphabet or some sight words you know	Read in the dark with a flashlight 	Read with a relative
Read a favorite story	Read in the bathtub	Read in someone else's bed	Ask someone to read to you in a silly voice	Read to a pet or your stuffed animal
Read early in the morning	Read wearing sunglasses 	FREE SPACE	Recite a nursery rhyme that you know	Read under the stars 
Read while on vacation or a day trip	Read a story from the children's bible	Read from a magazine	Read in bed 	Read while having a picnic
Read while wearing your bathing suit	Read while having a snack	Read with a hat on 	Read a book about animals	Read a fairy tale

MY JUNE BOOKS

BOOK TITLE

DATE

<i>June 1</i>	
<i>June 2</i>	
<i>June 3</i>	
<i>June 4</i>	
<i>June 5</i>	
<i>June 6</i>	
<i>June 7</i>	
<i>June 8</i>	
<i>June 9</i>	
<i>June 10</i>	
<i>June 11</i>	
<i>June 12</i>	
<i>June 13</i>	
<i>June 14</i>	
<i>June 15</i>	
<i>June 16</i>	

MY JUNE BOOKS

BOOK TITLE

DATE

June 17

June 18

June 19

June 20

June 21

June 22

June 23

June 24

June 25

June 26

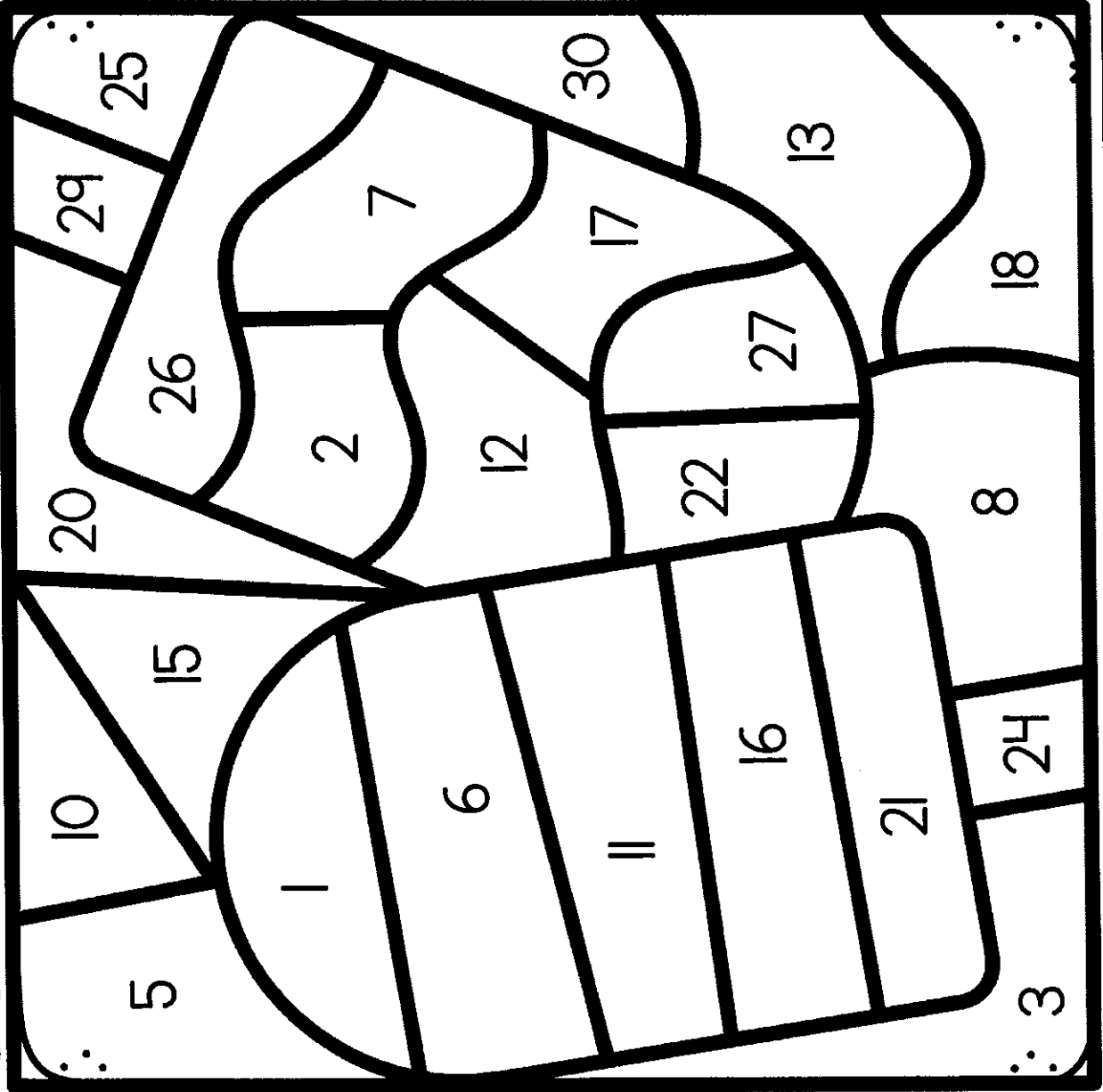
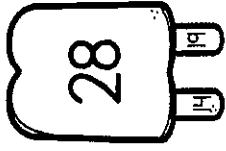
June 27

June 28




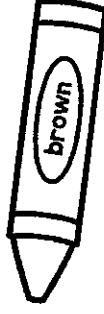

June 29

June 30

MY JUNE BOOKS




Each day, find the number on the color code that matches the date. Color that number after you've read for that day!

 orange	1, 6, 11, 16, 21, 26
 yellow	2, 7, 12, 17, 22, 27
 green	3, 8, 13, 18, 23, 28
 brown	4, 9, 14, 19, 24, 29
 blue	5, 10, 15, 20, 25, 30

MY JULY BOOKS

Color 1 beach ball for each book you read.



MY JULY BOOKS

BOOK TITLE

DATE

July 1

July 2

July 3

July 4

July 5

July 6

July 7

July 8

July 9

July 10

July 11

July 12

July 13

July 14

July 15

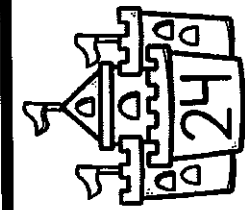
July 16

MY JULY BOOKS

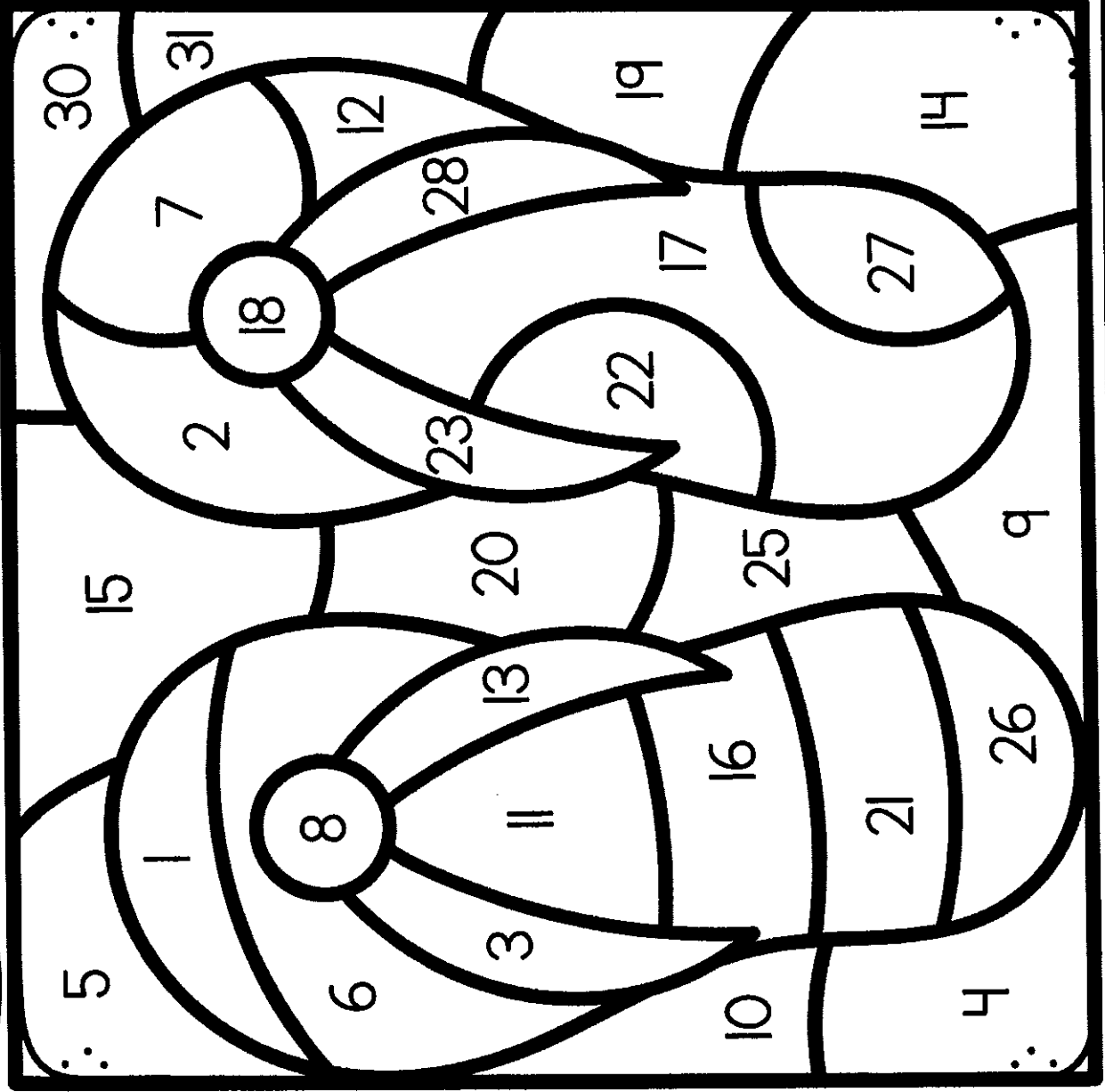
BOOK TITLE

DATE

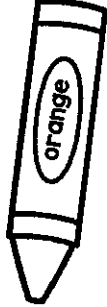
July 17	
July 18	
July 19	
July 20	
July 21	
July 22	
July 23	
July 24	
July 25	
July 26	
July 27	
July 28	
July 29	
July 30	
July 31	




MY JULY BOOKS




Each day, find the number on the color code that matches the date. Color that number after you've read for that day!



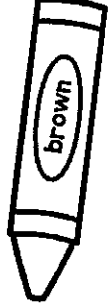
1, 6, 11,
16, 21, 26




2, 7, 12,
17, 22, 27




3, 8, 13,
18, 23, 28, 29



4, 9, 14,
19, 24,



5, 10, 15,
20, 25, 30, 31

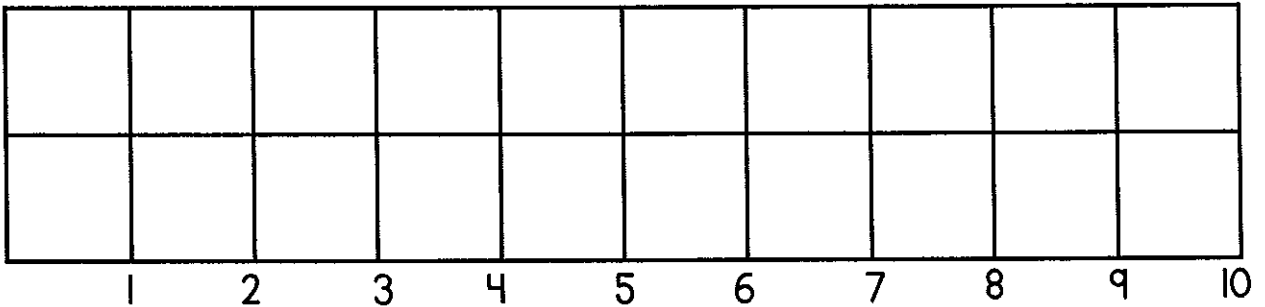




Name: _____



Date: _____

Graphing Summer Fruit


Directions: Count and color in the graph. Then, answer the questions below.




1. How many watermelons are there?





2. How many pineapples are there?




3. What is there the most of?



4. What is there the least of?











Name: _____

Date: _____

Say It, Trace It, Print It

Directions: Say the name of the picture, trace the word, and print the word.






	<p>beach</p>	_____
	<p>sun</p>	_____
	<p>shell</p>	_____
	<p>wave</p>	_____
	<p>tree</p>	_____



Name: _____

Date: _____

How Many Seashells?

<p style="text-align: center;">Count It!</p>  <p style="text-align: center;">Say the number and color all of them.</p>	<p style="text-align: center;">Write It!</p>  <p style="text-align: center;">Write the number.</p>						
 <p style="text-align: center;">Write It!</p> <hr style="border-top: 1px dashed;"/> <p style="text-align: center;">Write the word.</p>	<p style="text-align: center;">Clap It and Represent It!</p>  <p style="text-align: center;">Clap the number and circle the correct representation.</p>						
<p style="text-align: center;">Find It!</p> <p style="text-align: center;">Find the number and circle it, each time it appears.</p> <table border="1" style="width: 100%; text-align: center;"> <tr> <td>5</td> <td>2</td> <td>5</td> </tr> <tr> <td>5</td> <td>6</td> <td>3</td> </tr> </table>	5	2	5	5	6	3	<p style="text-align: center;">Frame It!</p>  <p style="text-align: center;">Color in the correct number on the ten frame.</p> <p style="text-align: center;">Tell It!</p> <p style="text-align: center;">Who did you tell?</p> <hr style="width: 80%; margin: 0 auto;"/> <p style="text-align: center;">Tell the number to a friend and print their name.</p>
5	2	5					
5	6	3					



Name: _____

Date: _____

Ten Frames

@learningcoreus on Instagram







3

5

10







6

2

4

2024 Summer Reading BINGO Grades Nursery, Pre-K and Kindergarten

Being read to by a parent, sibling, grandparent, friend, etc. all count!!!!

Optional Summer Reading Program- We hope you participate but please know there is no stress and no pressure!
Have fun and enjoy summer!

Name _____ Teacher _____ Total Bingo _____

5 in a row- down/across/diagonal = BINGO

How many Bingo games did you win? Circle Please:







1 Bingo = 1 no uniform pass

2 Bingo = 2 no uniform passes

3 Bingo = 3 no uniform passes

4 bingo = 4 no uniform passes

5+Bingo = 5 no uniform passes

<p>Read at the beach</p> 	<p>Read a book that rhymes</p>	<p>Read the alphabet or some sight words you know</p>	<p>Read in the dark with a flashlight</p> 	<p>Read with a relative</p>
<p>Read a favorite story</p>	<p>Read in the bathtub</p>	<p>Read in someone else's bed</p>	<p>Ask someone to read to you in a silly voice</p>	<p>Read to a pet or your stuffed animal</p>
<p>Read early in the morning</p>	<p>Read wearing sunglasses</p> 	<p>FREE SPACE</p>	<p>Recite a nursery rhyme that you know</p>	<p>Read under the stars</p> 
<p>Read while on vacation or a day trip</p>	<p>Read a story from the children's bible</p>	<p>Read from a magazine</p>	<p>Read in bed</p> 	<p>Read while having a picnic</p>
<p>Read while wearing your bathing suit</p>	<p>Read while having a snack</p>	<p>Read with a hat on</p> 	<p>Read a book about animals</p>	<p>Read a fairy tale</p>