


Welcome to Grade 4

We hope you have a
great summer !!

Supply List for Grade 4

- earbuds or earphones
- 1 ruler (**must have mm/cm**)
- 2 dozen sharpened pencils
- personal pencil sharpener
- 1 dozen blue or black pens
- 1 pencil case (Big enough for pencils, sharpener and pens)
- colored pencils*
- crayons*
- scissors*
- markers*
- 2 glue sticks*
- 1 large eraser*
- 1 art supply box – (Big enough to fit **all** art supplies*)
- 1 – 1 subject notebooks
- 500 index cards
- 4 separate folders
- 2 packages dry erase markers (black or blue)
- 1 dry erase eraser
- 2 highlighters
- Box of Latex-Free Band-aids
- Boxes of tissues
- Packages of Baby Wipes or Wet Ones
- Packages of Zip Lock Baggies
- Rolls of paper towels





Dear New 4th Grader:

For summer homework, **PLEASE PRACTICE YOUR MATH FACTS!!** We expect every fourth grader to come back from summer vacation and know all of his/her multiplication facts including the twelves table. We are attaching 100 Multiplication, Division, Addition & Subtraction Facts Drill papers. These should be copied at your house and practiced as OFTEN AS YOU POSSIBLY CAN!! You can also print them off of MathDrills.com. During August we would request that you try to complete each page once a day in order to keep the facts fresh in your minds when you return to school. If you know that you are having difficulty with one or more particular facts, please take extra time to study these. We will begin timed drills on all of these in September.

In addition to the math facts practice, you need to read one of the following books: *The BFG* by Roald Dahl, *Tales of the Fourth Grade Nothing* by Judy Blume or *Otherwise Known as Sheila the Great* by Judy Blume. After reading the story, choose one of the projects described below to complete. Bring this project to school on the second day of class so that we can share the projects with each other.

Project Choices: Be sure to include the title of the book, the author, and your name on your project.

- **Book Cube**
 - Cover a small box, about 5 inches deep, with paper. On each side of the box, draw pictures of different scenes in the story. Write a caption to go along with your pictures.
- **Mobile**
 - Make a mobile with pictures that you've drawn, or items that tell about the story, yarn, string, or ribbon, and a plastic coat hanger. The pictures should show characters or things that happened in the story.
- **Diorama**
 - Inside of a shoebox, make a little 3-dimensional scene that shows something about the story. Make people, trees, furniture, and other props to recreate the scene. **BE SURE TO DECORATE THE OUTSIDE OF THE BOX.**
- **Collage**
 - On a big piece of paper or poster board, glue pictures of things that tell about the story. You can also add real things like leaves, rope, twigs, and fabric. Completely cover the page, but leave room for the title and author.
- **Memory Box**
 - Collect at least 5 items that represent events that took place in the story you read, or things that tell about the characters of the story. Put them in a box that you have decorated to fit the story. **BE SURE TO DECORATE THE OUTSIDE OF THE BOX.**

Remember BE CREATIVE and HAVE FUN!!!

Love, Your 4th Grade Teachers

Dividing by 1 to 12 (A)

Name: _____

Date: _____

Score: _____

Calculate each quotient.

$110 \div 10 = \square$	$28 \div 7 = \square$	$20 \div 2 = \square$	$18 \div 2 = \square$
$99 \div 11 = \square$	$24 \div 6 = \square$	$72 \div 12 = \square$	$24 \div 12 = \square$
$64 \div 8 = \square$	$11 \div 11 = \square$	$60 \div 12 = \square$	$60 \div 10 = \square$
$100 \div 10 = \square$	$36 \div 9 = \square$	$110 \div 11 = \square$	$36 \div 12 = \square$
$96 \div 12 = \square$	$14 \div 7 = \square$	$33 \div 3 = \square$	$6 \div 6 = \square$
$80 \div 8 = \square$	$24 \div 4 = \square$	$72 \div 9 = \square$	$9 \div 9 = \square$
$90 \div 10 = \square$	$10 \div 2 = \square$	$42 \div 7 = \square$	$45 \div 9 = \square$
$72 \div 8 = \square$	$16 \div 2 = \square$	$77 \div 11 = \square$	$27 \div 3 = \square$
$132 \div 12 = \square$	$55 \div 11 = \square$	$30 \div 6 = \square$	$77 \div 7 = \square$
$108 \div 9 = \square$	$108 \div 12 = \square$	$96 \div 8 = \square$	$50 \div 5 = \square$
$88 \div 8 = \square$	$99 \div 9 = \square$	$120 \div 10 = \square$	$9 \div 1 = \square$
$144 \div 12 = \square$	$15 \div 5 = \square$	$14 \div 2 = \square$	$21 \div 3 = \square$
$88 \div 11 = \square$	$16 \div 4 = \square$	$66 \div 6 = \square$	$12 \div 2 = \square$
$81 \div 9 = \square$	$32 \div 8 = \square$	$66 \div 11 = \square$	$42 \div 6 = \square$
$84 \div 12 = \square$	$3 \div 1 = \square$	$12 \div 3 = \square$	$50 \div 10 = \square$
$27 \div 9 = \square$	$40 \div 8 = \square$	$12 \div 4 = \square$	$20 \div 5 = \square$
$30 \div 3 = \square$	$6 \div 3 = \square$	$10 \div 5 = \square$	$70 \div 7 = \square$
$11 \div 1 = \square$	$4 \div 4 = \square$	$120 \div 12 = \square$	$63 \div 7 = \square$
$24 \div 2 = \square$	$132 \div 11 = \square$	$6 \div 2 = \square$	$33 \div 11 = \square$
$80 \div 10 = \square$	$25 \div 5 = \square$	$48 \div 12 = \square$	$18 \div 3 = \square$
$28 \div 4 = \square$	$32 \div 4 = \square$	$44 \div 4 = \square$	$54 \div 6 = \square$
$5 \div 1 = \square$	$40 \div 5 = \square$	$48 \div 8 = \square$	$21 \div 7 = \square$
$121 \div 11 = \square$	$16 \div 8 = \square$	$30 \div 5 = \square$	$30 \div 10 = \square$
$10 \div 1 = \square$	$18 \div 9 = \square$	$8 \div 2 = \square$	$12 \div 1 = \square$
$90 \div 9 = \square$	$35 \div 5 = \square$	$72 \div 6 = \square$	$48 \div 4 = \square$

2024 Summer Reading BINGO Grades 1-4

Optional Summer Reading Program- We hope you participate but please know there is no stress and no pressure!
Have fun and enjoy summer!

Name _____ Teacher _____ Total Bingo _____

5 in a row- down/across/diagonal = BINGO

How many Bingo games did you win? Circle Please:





1 Bingo = 1 no uniform pass

2 Bingo= 2 no uniform passes

3 Bingo= 3 no uniform passes

4 bingo=4 no uniform passes

5+Bingo= 5 no uniform passes

Read to someone who is younger than you	Read to a stuffed animal or real one	Read in a tree house or a fort you built (blanket forts count)	Read a book that a friend/parent recommends	Re-read a favorite book
Read a biography 	Read a book that a teacher told you to read	Tell a joke you read in a book	Read in a tent 	Read on a Friday!
Read a book by your favorite author	Read in a comfy spot	FREE SPACE	Read the directions for a game	Read at the beach 
Try a book you think you won't like	Tell an adult 3 facts you read in a book	Read a poem	Read with a flashlight 	Read under a table while wearing a hat!
Read one book in a series	Read in a silly voice	Read story from the children's bible	Retell a story you read in your own words	Read in bed 